

ShepHertz

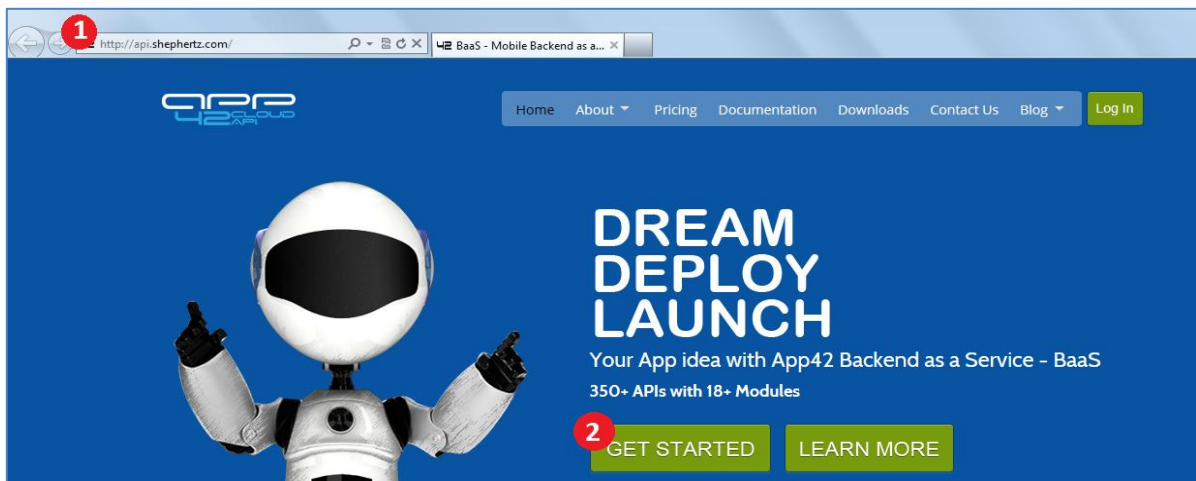


SDK Tutorial

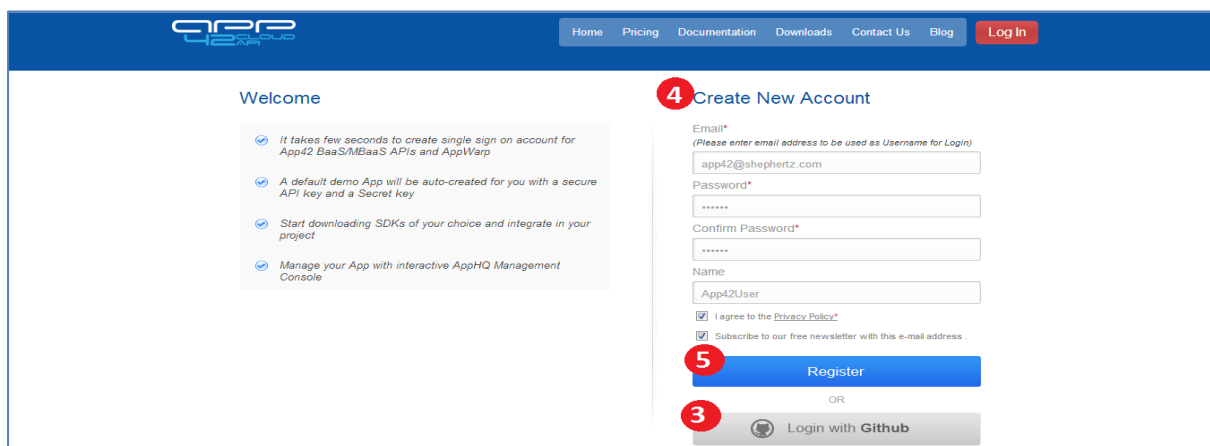
Welcome to App42 Cloud API, one stop shop for complete Backend as a Service (BaaS) solution for App developers!

Here are the steps to help you get started with your BlackBerry10 SDK to be integrated with your App.

1. Go To <http://api.shephertz.com>.
2. Click on **Get Started** button.



3. **Login with Github** account.
OR
4. Create your App42 account by providing us your contact information. It just takes few seconds.
5. Enter your details and click **Register** button.



- On successful registration, a demo App will be created and apiKey and secretKey for the same will be generated. Intention of demo App is to make user experience seamless to use the APIs.
- Click the [Download here](#) link.

6 Registration successful!

Welcome to App42! A demo App has been created for you whose credentials are mentioned below. A welcome mail has also been sent to your registered email id. You can start making beautiful Apps with App42 cloud APIs by downloading SDK for language of your choice from our [download page](#). You are also free to create one more new App with your choice of name. You can also login to [AppHQ - App42 Management Console](#) to manage your Apps and services.

App Name : App42DemoAppapp42User
 Version : 1.0
 Type : APP_MOBILE_CLOUD_API
 Environment : PRODUCTION
 Developed by : app42User@shephertz.com
 API Key : a056df36b99b9c80be5337eab1660da74f3f7d70db667a321a9150124bd1a025
 Secret Key : 9bcad1e8412d7b9a733702acb8c34ae452d8009a08890e91aede85269ccb6524
 Description : App Description
 SDK Download : [Download here](#) **7**
 Link

OK

Ad Monetization
 A step-by-step guide to mobile advertising
 If you are familiar with digital marketing, mobile advertising is an easy transition.

inMOBI

- From [Downloads](#), select the [BlackBerry](#) icon to download the SDK.

Downloads

App42 Cloud API's

Windows Phone, Android, iOS, J2ME, C#, Java, PHP, RUBY, REST, Grails Plugins, Monotouch/ Monodroid, **8** BlackBerry

Ad Monetization
 A step-by-step guide to mobile advertising
 If you are familiar with digital marketing, mobile advertising is an easy transition.

inMOBI

9. Click on **Download** button.

Home About Pricing Documentation Downloads Contact Us Blog Log In Get Started

[Back to Download Page](#)

Blackberry - App42 Blackberry Cloud API's

Blackberry SDK library to develop applications for Blackberry devices. Build simple to complex applications in just a few minutes without having to worry about its complexities.

Manage your application and its data using [AppHQ - App42 Management Console](#)
[Create an account](#), by just providing simple details and you're all set to go.

Below are some useful links to get you started

9 Download Read Online

10. Select the version of BlackBerry10 SDK to download.

github Explore GitHub Search Features Blog

PUBLIC shephertz / App42_BB10_SDK ★ Star 1 🍴 Fork 0

Code Network Pull Requests 0 Issues 0 Graphs

Clone in Windows ZIP HTTP SSH Git Read-Only https://github.com/shephertz/App42_BB10_SDK.git Read-Only access

branch: master Files Commits Branches 1 Tags

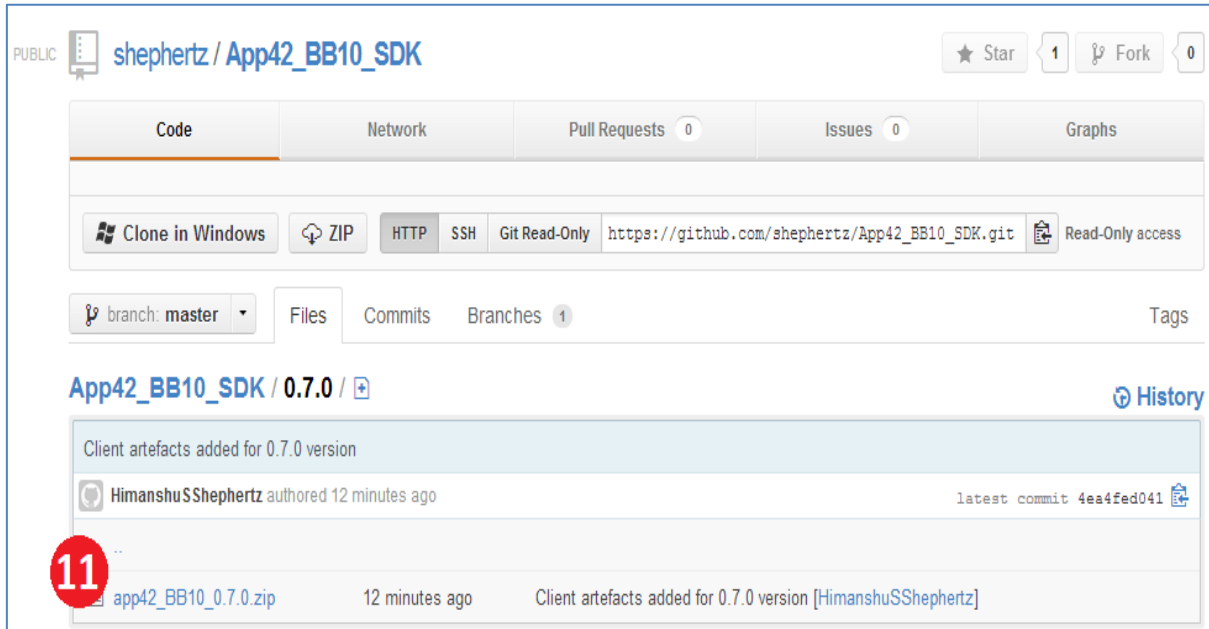
App42_BB10_SDK / 5 commits

Client artefacts added for 0.7.0 version

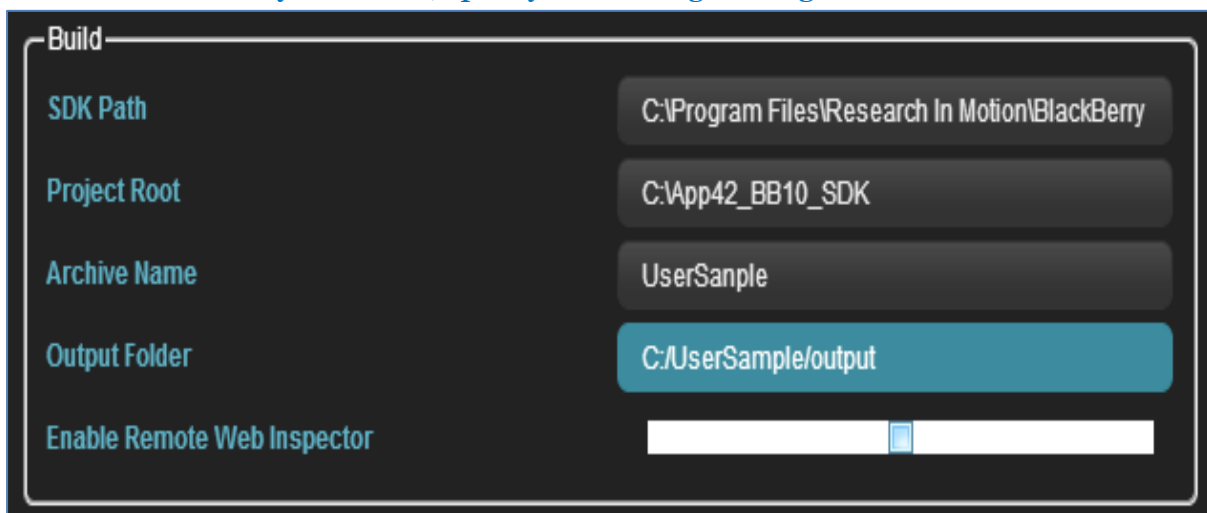
HimanshuSShephertz authored 9 minutes ago latest commit 4ea4fed041

10 0.7.0	9 minutes ago	Client artefacts added for 0.7.0 version [HimanshuSShephertz]
css	18 days ago	Client artefacts added for 0.6.0 version [SachinGShephertz]
images	18 days ago	Client artefacts added for 0.6.0 version [SachinGShephertz]
App42-all-0.6.0.min.js	18 days ago	Client artefacts added for 0.6.0 version [SachinGShephertz]
README.md	18 days ago	Update README.md [HimanshuSShephertz]
UserSample.html	18 days ago	Client artefacts added for 0.6.0 version [SachinGShephertz]
config.xml	18 days ago	Client artefacts added for 0.6.0 version [SachinGShephertz]

11. Save the SDK zip file and unzip on your local system. Unzip file will contain sample folder which can be referred for detailed usage of SDK.



12. In case BlackBerry10 setup is not installed on your device refer to: <http://developer.blackberry.com/html5/download/>
 - i. Integrate downloaded config and App42-all.x.x.x.js with your project:
 - ii. In BlackBerry emulator, specify the Package configuration as shown below:



Here, Project Root specifies the local path of the downloaded BlackBerry10 SDK.

- iii. Include the following script statement in your project:

```
<script type="text/javascript" src="App42-all-0.6.0.min.js"></script>
```

- iv. Find the sample code and initialize apiKey and secretKey as mentioned below:

```
App42.initialize("API KEY","SECRET KEY");

var user = new App42User();
var userName = "Nick";
var pwd = "*****";
var email = "nick@gmail.com";
var result ;
    user.createUser(userName, pwd, email,{
        success: function(object) {
            test( "createUser", function() {
                var userObj = JSON.parse(object);
                result = userObj.app42.response.success;
                console.log(result)
            });
        },
        error: function(error) {

        }
    });
```

- v. Package and launch your project.

Log in to [App42 Management Console- AppHQ](#) to manage your Apps.

Refer to our [Documentation](#) for other language specific Quick Guides.

For any queries, write to us at: support@shephertz.com.

